

KIDZ ROCK PRESCHOOL HOME ACTIVITY

DECEMBER 20



HEY FAMILIES,

Our Bible story, today was about very exciting news! An angel told the exciting news to shepherds who were out in a field watching their sheep. Do you remember what the exciting news was? Yes! The angel told the shepherds that Jesus is here and they should go see Him!

PRAY TOGETHER!

"Dear God, Thank You for the people who have told us the good news that Jesus is Your Son and He wants to be our friend forever. We want everyone to know the good news that Jesus is Your Son and He wants to be their friend forever. We love You, God. In Jesus' name, amen."

ACTIVITY 1: PIECES OF CHRISTMAS

What You Need: : Bible, "Story Puzzle" Activity Page, cardstock, scissors, and plastic zip-top bags

What You Do:

Print the "Story Puzzle" Activity Page on to cardstock and cut apart. Review the bible story as you guide the children in completing their story puzzles.

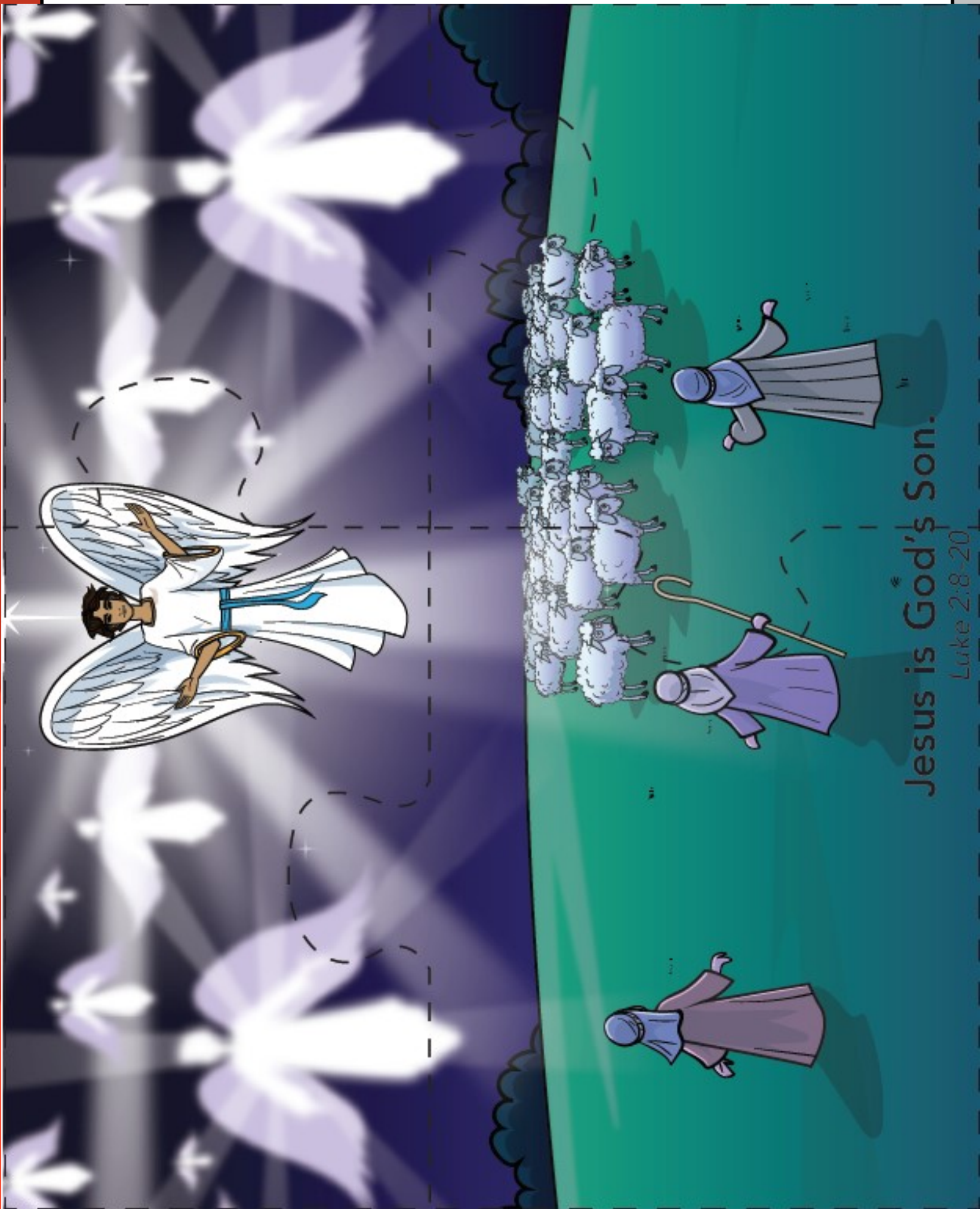
What You Say:

Let's work together and put your puzzle together. What picture do you see? (Pause.) Yes! The shepherds from our Bible story. What are the shepherds taking care of in the field? (Pause.) Yes, those are sheep. And what do sheep say? (Pause.) Baa-baa-baa! Who is talking to the shepherds? (Pause.) Right again! An angel. The angel came to tell the shepherds some very good news.

"Who remembers what the good news was? You are so smart! Yes, the angel told the shepherds that a very special baby had been born. What is that special baby's name? JESUS! And why is Jesus special? Jesus is God's Son! The angel told the shepherds to go see the special baby, so they did! They were so excited about seeing Jesus, God's Son, that they told everyone the good news that He was born!"

AFTER THE ACTIVITY: You can use your puzzle to tell everyone the good news, just like the shepherds did. Jesus, God's son, was born! Why is Jesus special? Jesus is God's Son!"

STORYPUZZLE



ACTIVITY 2: ANGEL DANCING

What You Need: “Shepherds” and “Angels” Activity Pages, cardstock, blue and green markers, cotton balls, glue, and scissors

What You Do:

Print “Shepherds” and “Angels” and cut out, one per child. Encourage the children to color the sky blue and the grass green. Glue the angels to the sky and the cotton balls to the grass.

What You Say:

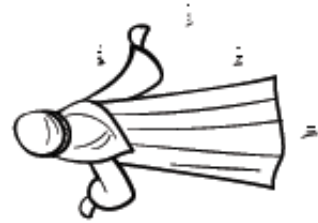
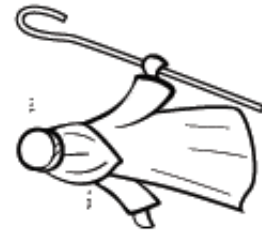
BEFORE THE ACTIVITY: “Today we learned that angels came to deliver another special message. This time, they came to tell the shepherds that Jesus was born.”

DURING THE ACTIVITY: “Look on your paper. Do you see the shepherds? (Pause.) They’re out in the field. Can you color the ground green? (Pause.) Great! Now the sheep have grass to eat. These cotton balls look like sheep. Glue some on your paper. (Pause.) Great! Now color the sky blue. (Pause.) When the shepherds were out in the field tending their sheep, an angel came and told them that Jesus had been born! They were so excited to see Jesus. But before they went, the sky filled with angels saying ‘Glory to God in the highest!’ Glue your angels to the sky. (Pause.) The shepherds went to see Jesus. When they saw him, they knew they had to tell everyone that Jesus had been born.”

AFTER THE ACTIVITY: “The shepherds were amazed and excited that Jesus had been born. Everyone who heard was amazed. They knew that Jesus was special because Jesus is God’s Son. Why is Jesus special? Jesus is God’s Son.”

SHEPHERDS

Jesus is God' Son.
The Shepherds
Luke 2:8-20



ANGELS



DECEMBER 2020

Memory Verse Motions



"God



loved the world so much



that he gave



his only Son."



John 3:16

